



Edition : 1.0
Date: (03/26)

Instruction Manual

1 Adjsutable Shelf **TOOLING CABINET** **ITC-1**

Order Code: (T7680)

BEFORE ASSEMBLING

Please read this instruction manual before assembly.



CAUTION

Before assembly please pay attention to the following points in priority;

Confirmation of components: Before assembling, please confirm all parts arrived and are in good order.

Site for assembly: Please assemble it on the soft floor such as smooth carpet and flannel blanket. When you assemble on wooden floor, please put thin towels on the floor.

Points for attention when assembling: Please wear gloves to ensure that it can be assembled safely, and use two persons to help in the assembly process.

Matters needing attention for operation:

- Do not use for in proper use.
- Do not use it on inclined surface or uneven places.
- Do not use it when screws and fasteners are loosened.

Maintenance

Keep shelves hinge clean and free of debris.

Apply a dry lubricant regularly to ensure smooth operation and maximise service life.

Do not use oil-based lubricants, as they may attract dust and reduce performance.

Load Capacity & Usage

Maximum load per shelf: 75kg

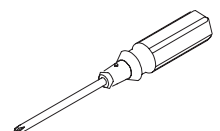
Do not exceed rated capacities

Safety Precautions

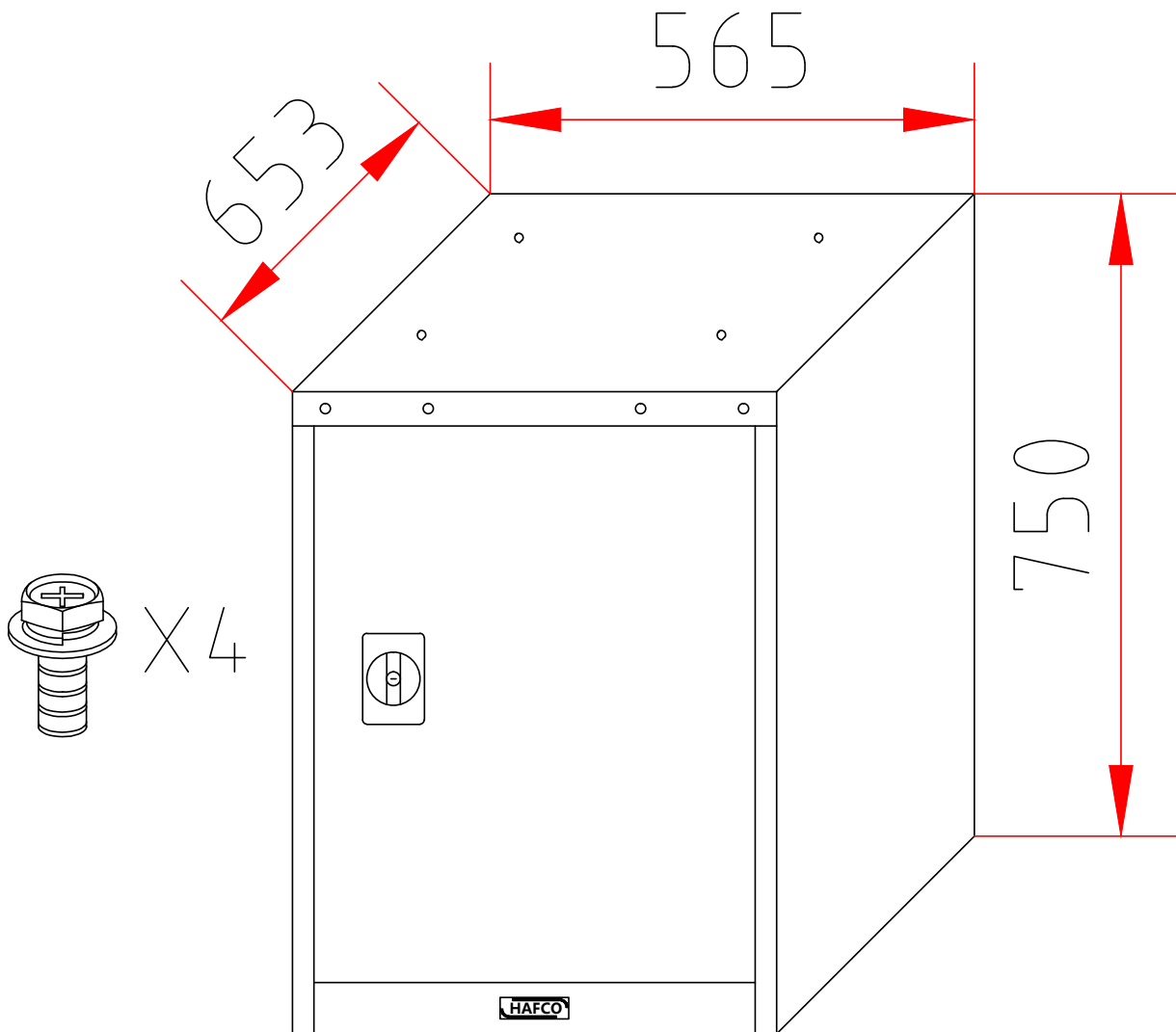
- Place the cabinet on a level and stable surface.
- Avoid overloading the shelf beyond its weight capacity.
- Keep the cabinet clean and free of debris to maintain smooth operation.

TOOLS REQUIRED FOR ASSEMBLY

- Phillips Head Screwdriver



PARTS LIST



Description	Qty
Cabinet	1
Adjustable Shelf	1

Operating Instructions & Safety Guidelines

The ITC-1 Tooling Cabinet is a compact storage solution designed for workshops, garages, and industrial environments. It features a single adjustable shelf and a single key locking system for secure storage of tools and small equipment.

Cabinet Locking System

The cabinet features a single key locking system for secure storage.

Always lock the cabinet when not in use to:

- Prevent unauthorised access

Adjustable Shelf

The cabinet includes one adjustable shelf, allowing you to customize the internal storage space.

Setting the height of the shelf:

1. Determine the desired height for your shelf.
2. Set both shelf brackets to the same height inside the cabinet.
3. Carefully place the shelf onto the brackets, ensuring it sits securely.
4. Verify the shelf is level before placing tools on it.

Safety Note:

- Always ensure the shelf is properly seated on the brackets before loading tools to prevent tipping or damage.



Rear Locking Mechanism (Tip Safety)

Tilting the cabinet while it is unlocked may engage the rear locking mechanism.

If this occurs:


1. Insert a long, flat object (e.g. ruler or steel strip) into the rear mechanism area.
2. Carefully rotate or slide the mechanism back to the unlocked position.




Optional Accessories

The ITC-1 Tooling Cabinet is a compact and versatile storage solution designed to suit a wide range of workshop environments. With the addition of optional accessories, it can easily be transformed into a convenient mobile cabinet complete with a push handle and durable rubber top, creating a practical workbench storage surface that keeps tools close at hand while providing extra workspace. The cabinet can also be integrated into a bench top and kickboard kit, allowing it to function as a secure under-bench storage unit that pairs perfectly with an industrial workbench setup. This flexibility makes the ITC-1 an ideal choice for maximizing organisation, mobility, and efficiency in any professional workspace.

Cabinet Trolley Kit - ITC-WK1
For modular workplace storage system
Order Code: T7689



Bench Top & Kick Board Kit - ITC-TOPK
For modular workplace storage system
Order Code: T7690





ENVIRONMENT PROTECTION

Recycle unwanted materials instead of disposing of them as waste. All tools, accessories and packaging should be sorted, taken to a recycling centre and disposed of in a manner which is compatible with the environment. When the product becomes completely unserviceable and requires disposal, drain any fluids (if applicable) into approved containers and dispose of the product and fluids according to local regulations.

Imported by

HARE & FORBES
MACHINERYHOUSE

Australian Distributor

Hare & Forbes
Machineryhouse
Sydney - Melbourne
Adelaide - Brisbane - Perth

Ph: 1300 202 200
www.machineryhouse.com.au

MACHINERYHOUSE

New Zealand Distributor

Machineryhouse
Auckland
Christchurch

Ph: 0800 142 326
www.machineryhouse.co.nz